

4

3


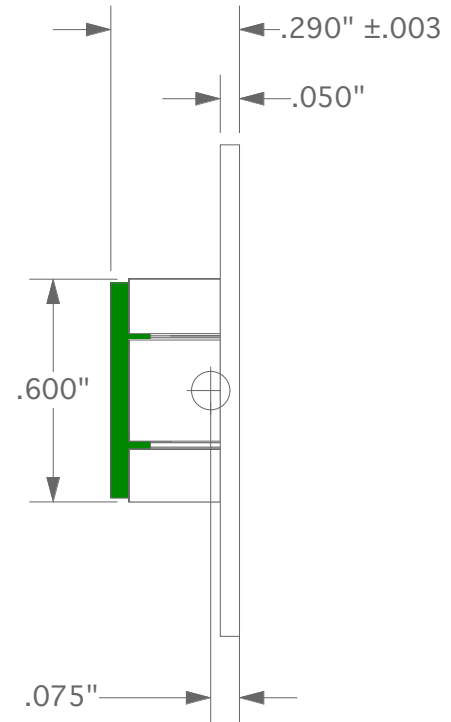
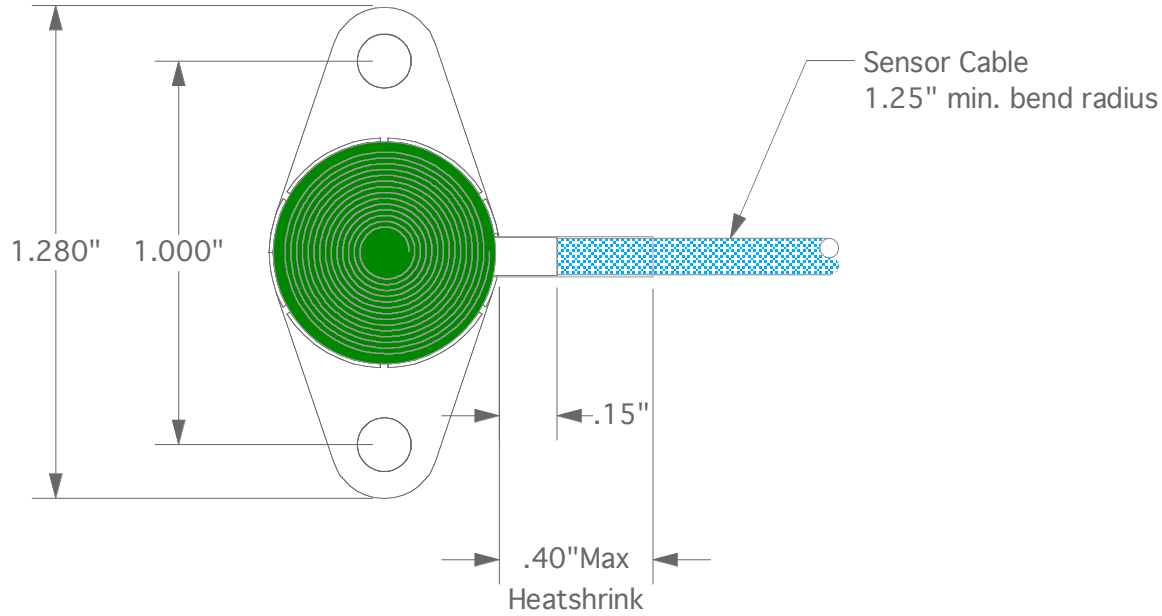
2

1

REVISIONS			
REV	DESCRIPTION	DATE	APPROVED
A	Initial Release	2/13/04	GA

Notes:

- 1. Sensor body material: 416 SS.
- 2. Sensor body passivated per ASTM A967.



INTERPERT THIS DRAWING PER ANSI Y-14	DRAWN Kathy Kelpin	DATE 1/29/04
UNLESS OTHERWISE SPECIFIED : DIMENSIONS ARE IN INCHES	ENGRG Greg Ames	2/13/04
TOLERANCE	PROD Tom Studer	2/13/04
.XX = +/- .02	PROJECT	
.XXX = +/- .005	QA Kathy Kelpin	2/13/04
ANGLES = +/- 1/2 DEG		
SURFACE ROUGHNESS 63 / MAX		
DO NOT SCALE THIS DRAWING		
MATERIAL :		

BLUE LINE ENGINEERING

PC Sensor Body w/Coil

SIZE	CAGE CODE	DWG. NO.	REV.
A	1JUH2	100029	A
SCALE:		SHT. 1 OF 1	